


Order Catalog - 2026

V2TM VENT

by FireStorm[®] Building Products

The Future of Wildfire Defense!



 Wildfire Rated

 Flame Defense

 Ember Defense

 Superior Airflow



See How They Work

V2Vents.com | FireStormBuildingProducts.com

Copyright © 2026 New Cal Metals[®] Inc All Rights Reserved. FireStorm[®] Building Products is a New Cal Metals[®] Inc. Company.

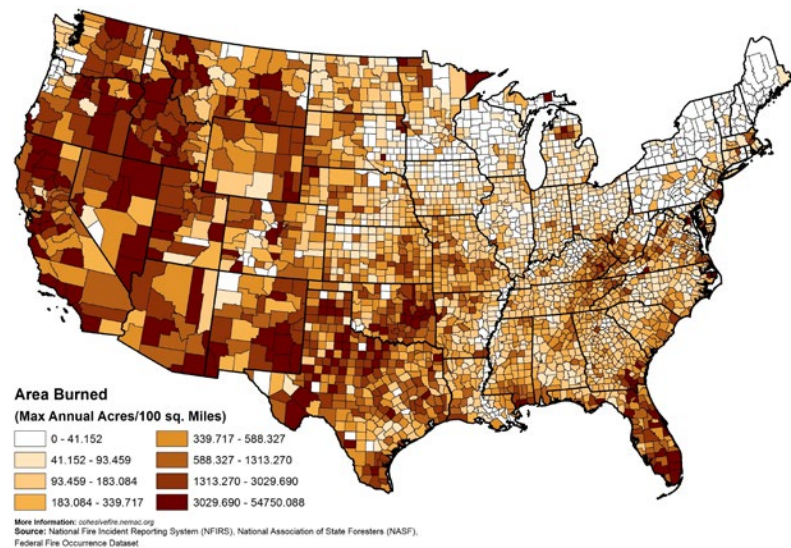
In the Line of WildFIRE



As civilization develops farther in into natural lands, the risk of exposure to wildfire increases. These areas are called the **Wildland-Urban Interface (WUI)** and are defined as areas where homes are built near or among lands prone to wildland fire.

Fires are on the rise!

More than 10 million acres of the U.S. were burned during the 2020 wildfire season with a cost of \$2 billion, making it the most costly season ever, according to the National Interagency Fire Center.

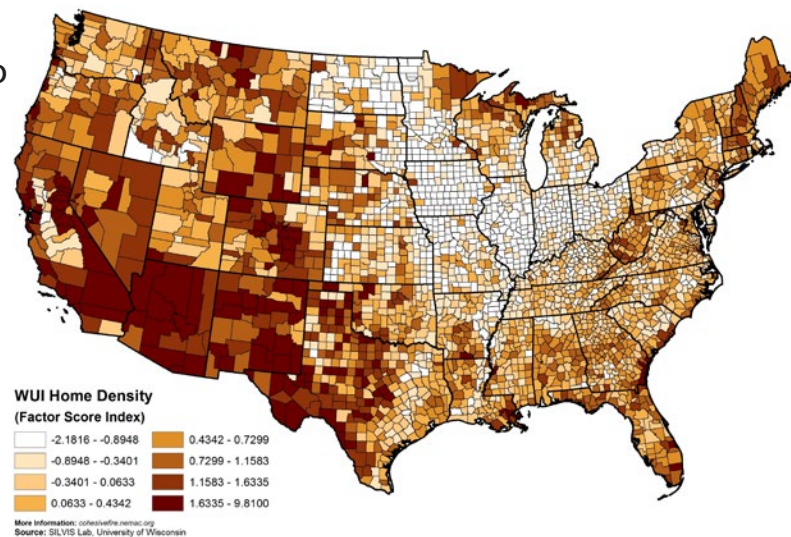


Homes at risk!

According to the USDA & USGS, 9.5 percent, or 190 million acres, of the continental United States fell into the WUI in 2010, and that the number of houses within the WUI increased from 31 million to more than 43 million between 1990 and 2010. Today, that number is closer to 50 million homes. Home fire defense in wildland areas is critical.

Ember Attack

There are many factors that contribute to the spreading of wildland fires into our communities; **wind blown embers** are amongst the deadliest! Embers can travel long distances and either land on, or get sucked into your home's ventilation, causing it to burn from the inside out. **Protecting your home** from these embers can literally, save your home and the spread of fire to surrounding homes.



Ember Defense

It's estimated that 90% of the homes destroyed during wildfires are due to wind blown embers.

Embers shower into attic vents and eave spaces of neighboring houses, igniting them from the inside out! This can happen long before flames even come close!

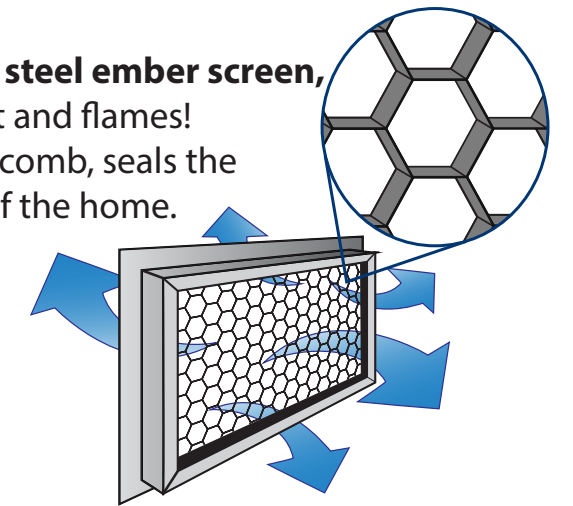


Ember storm during the Camp Fire, Paradise Calif. (Justin Sullivan / Getty Images)

The **V2™ Vent** is a **FIRST LINE OF DEFENSE** against ember attack, heat and exterior flame. **V2™ Vent** will keep dangerous embers from entering the ventilation areas of your home even when the fire is still far away.

How it works

Beyond **naturally blocking embers** with our **stainless steel ember screen**, **V2™ Vent** is **self closing** when exposed to extreme heat and flames! The secret is in our design: Our V2™ intumescent honeycomb, seals the vents shut during extreme heat, protecting the inside of the home.

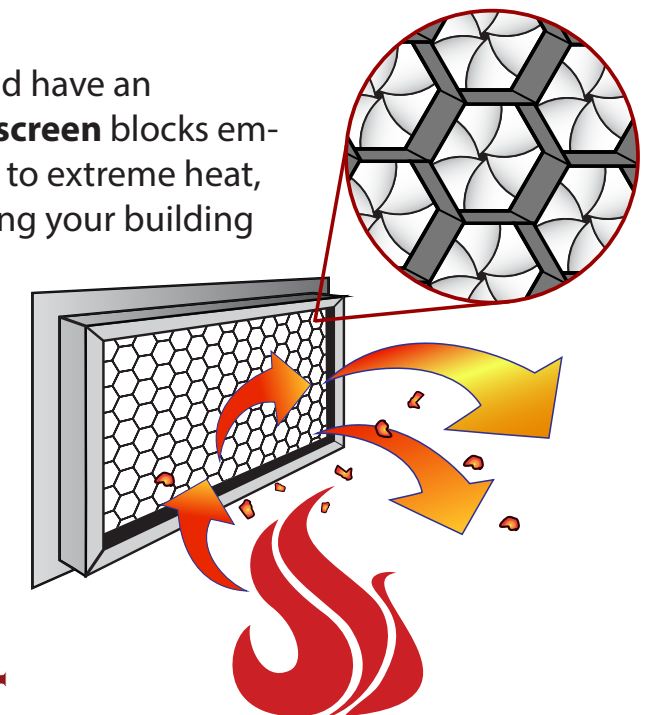


Superior air flow!

Our hex core allows for a high ratio of **Net Free Vent Area (NFVA)**. The honeycomb core is made of 2 mil aluminum. It's lightweight, strong and works with many vent styles.

Blocks ember first, then flames!

V2™ Vent is different. We use a smaller mesh size and have an **ACTIVE** measure against flames. Our stainless steel **screen** blocks embers naturally for the life of the vent. When exposed to extreme heat, our vents will seal shut and create a **fire wall**, allowing your building exterior to resist structure ignition.



Protection you can TRUST!









- 🔥 Chapter 7A compliant!
- 🔥 New CWUI compliant!
- 🔥 Rated for use in all WUI Zones
- 🔥 ASTM E2886 / E2886M tested & Listed!
(extreme heat and ember intrusion testing)

V2™ VENT

SOFFIT VENTS

FOR POWDER COATING, STAINLESS STEEL AND COPPER BUILDS PLEASE CALL

FSVFS/FSVE Standard Soffit Vents

MFG. PART#	DESCRIPTION	NFVA	WT/EA (lbs)	QTY/BOX	WT/BOX (lbs)	CUT OUT (in)	CUT OUT (cm)	SAMPLE IMAGE
FSVFS414S	4" x 14" STUCCO FLANGE SET BACK 3/4"	24	0.25	10	2.5	3.5 x 13.5	8.89 x 34.29	
FSVFS614S	6" x 14" STUCCO FLANGE SET BACK 3/4"	41	1	10	10	5.5 x 13.5	13.97 x 34.29	
FSVFS814S	8" x 14" STUCCO FLANGE SET BACK 3/4"	62	1.2	10	12	7.5 x 13.5	19.05 x 34.29	
FSVFS414FF	4" x 14" FLANGE FRONT	24	0.25	10	2.5	3.5 x 13.5	8.89 x 34.29	
FSVFS614FF	6" x 14" FLANGE FRONT	41	1	10	10	5.5 x 13.5	13.97 x 34.29	
FSVFS814FF	8" x 14" FLANGE FRONT	62	1.2	10	12	7.5 x 13.5	19.05 x 34.29	
FSVFS414FB	4" x 14" FOAM BACK FLANGE SET BACK 1-1/2"	24	0.4	10	4	3.5 x 13.5	8.89 x 34.29	
FSVFS614FB	6" x 14" FOAM BACK FLANGE SET BACK 1-1/2"	41	1.15	10	11.5	5.5 x 13.5	13.97 x 34.29	
FSVFS814FB	8" x 14" FOAM BACK FLANGE SET BACK 1-1/2"	62	1.35	10	13.5	7.5 x 13.5	19.05 x 34.29	
FSVFS414FC	4" x 14" FIBER CEMENT FLANGE SET BACK 3/8"	24	0.25	10	2.5	3.5 x 13.5	8.89 x 34.29	
FSVFS614FC	6" x 14" FIBER CEMENT FLANGE SET BACK 3/8"	41	1	10	10	5.5 x 13.5	13.97 x 34.29	
FSVFS814FC	8" x 14" FIBER CEMENT FLANGE SET BACK 3/8"	62	1.2	10	12	7.5 x 13.5	19.05 x 34.29	
FSVE3522S	3.5" x 22" STUCCO FLANGE SET BACK 3/4"	41	0.71	10	7.1	3.5 x 22	8.89 x 55.88	
FSVE5522S	5.5" x 22" STUCCO FLANGE SET BACK 3/4"	75	0.95	10	9.5	5.5 x 22	13.79 x 55.88	
FSVE7522S	7.5" x 22" STUCCO FLANGE SET BACK 3/4"	119	1.2	10	12	7.5 x 22	19.05 x 55.88	
FSVE3522FF	3.5" x 22" FLANGE FRONT	41	0.71	10	7.1	3.5 x 22	8.89 x 55.88	
FSVE5522FF	5.5" x 22" FLANGE FRONT	75	0.95	10	9.5	5.5 x 22	13.79 x 55.88	
FSVE7522FF	7.5" x 22" FLANGE FRONT	119	1.2	10	12	7.5 x 22	19.05 x 55.88	
FSVE3522FB	3.5" x 22" FOAM BACK FLANGE SET BACK 1-1/2"	41	0.86	10	8.6	3.5 x 22	8.89 x 55.88	
FSVE5522FB	5.5" x 22" FOAM BACK FLANGE SET BACK 1-1/2"	75	1.1	10	11	5.5 x 22	13.79 x 55.88	
FSVE7522FB	7.5" x 22" FOAM BACK FLANGE SET BACK 1-1/2"	119	1.35	10	13.5	7.5 x 22	19.05 x 55.88	
FSVE3522FC	3.5" x 22" FIBER CEMENT FLANGE SET BACK 3/8"	41	0.71	10	7.1	3.5 x 22	8.89 x 55.88	
FSVE5522FC	5.5" x 22" FIBER CEMENT FLANGE SET BACK 3/8"	75	0.95	10	9.5	5.5 x 22	13.79 x 55.88	
FSVE7522FC	7.5" x 22" FIBER CEMENT FLANGE SET BACK 3/8"	119	1.2	10	12	7.5 x 22	19.05 x 55.88	



CONTINUOUS VENTS

FOR POWDER COATING, STAINLESS STEEL, AND COPPER BUILDS PLEASE CALL



FSVSC Continuous Vents									
MFG. PART#	DESCRIPTION	NFVA		WT/EA (lbs)	QTY/BOX	WT/BOX (lbs)	CUT OUT (in)	CUT OUT (cm)	SAMPLE IMAGE
FSVSC34120RS	.75" x 120" RAIN SCREEN "J-CHANNEL"	35		2	10	20	.75"	1.010cm	
FSVSC1120RV	1" x 120" RIDGE FLANGE "J-CHANNEL"	50		2.5	10	25	1"	2.54cm	
FSVSC2120	2" x 120" NAILING FLANGE ON BOTH SIDES	96		4	10	40	2" x length	5.08cm x length	
FSVSC25120	2.5" x 120" NAILING FLANGE ON BOTH SIDES	120		4.5	N/A	N/A	2.5" x length	6.35cm x length	
FSVSC3120	3" x 120" NAILING FLANGE ON BOTH SIDES	144		5.03	N/A	N/A	3" x length	7.62cm x length	
FSVSC35120	3.5" x 120" NAILING FLANGE ON BOTH SIDES	168		5.54	N/A	N/A	3.5" x length	8.89cm x length	
FSVSC4120	4" x 120" NAILING FLANGE ON BOTH SIDES	192		6.06	N/A	N/A	4" x length	10.16cm x length	
FSVSC5120	5" x 120" NAILING FLANGE ON BOTH SIDES	240		7.09	N/A	N/A	5" x length	12.7cm x length	
FSVSC6120	6" x 120" NAILING FLANGE ON BOTH SIDES	288		8.12	N/A	N/A	6" x length	15.24cm x length	
FSVSC2120FF	2" x 120" FLANGE FRONT	96		5.94	10	59.4	2" x length	5.08cm x length	
FSVSC25120FF	2.5" x 120" FLANGE FRONT	120		6.46	N/A	N/A	2.5" x length	6.35cm x length	
FSVSC3120FF	3" x 120" FLANGE FRONT	144		6.97	N/A	N/A	3" x length	7.62cm x length	
FSVSC35120FF	3.5" x 120" FLANGE FRONT	168		7.5	N/A	N/A	3.5" x length	8.89cm x length	
FSVSC4120FF	4" x 120" FLANGE FRONT	192		8	N/A	N/A	4" x length	10.16cm x length	
FSVSC5120FF	5" x 120" FLANGE FRONT	240		9.03	N/A	N/A	5" x length	12.7cm x length	
FSVSC6120FF	6" x 120" FLANGE FRONT	288		10.06	N/A	N/A	6" x length	15.24cm x length	
FSVSC2120R	2" x 120" NO FLANGE CONTINUOUS RETRO-FIT	96		2.81	10	28.1	2" x length	5.08cm x length	
FSVSC25120R	2.5" x 120" NO FLANGE CONTINUOUS RETRO-FIT	120		3.33	N/A	N/A	2.5" x length	6.35cm x length	
FSVSC3120R	3" x 120" NO FLANGE CONTINUOUS RETRO-FIT	144		3.84	N/A	N/A	3" x length	7.62cm x length	
FSVSC4120R	4" x 120" NO FLANGE CONTINUOUS RETRO-FIT	192		4.87	N/A	N/A	4" x length	10.16cm x length	
FSVSC5120R	5" x 120" NO FLANGE CONTINUOUS RETRO-FIT	240		5.9	N/A	N/A	5" x length	12.7cm x length	
FSVSC6120R	6" x 120" NO FLANGE CONTINUOUS RETRO-FIT	288		6.93	N/A	N/A	6" x length	15.24cm x length	
FSVSC2120SL	2" x 120" SINGLE NAILING FLANGE	96		3.25	10	32.5	2" x length	5.08cm x length	
FSVSC25120SL	2.5" x 120" SINGLE NAILING FLANGE	120		3.75	N/A	N/A	2.5" x length	6.35cm x length	
FSVSC3120SL	3" x 120" SINGLE NAILING FLANGE	144		4.28	N/A	N/A	3" x length	7.62cm x length	
FSVSC35120SL	3.5" x 120" SINGLE NAILING FLANGE	168		4.79	N/A	N/A	3.5" x length	8.89cm x length	
FSVSC4120SL	4" x 120" SINGLE NAILING FLANGE	192		5.31	N/A	N/A	4" x length	10.16cm x length	
FSVSC5120SL	5" x 120" SINGLE NAILING FLANGE	240		6.34	N/A	N/A	5" x length	12.7cm x length	
FSVSC6120SL	6" x 120" SINGLE NAILING FLANGE	288		7.37	N/A	N/A	6" x length	15.24cm x length	
FSVSC2120SMC34	2" x 120" STUCCO MILL-CORE EDGE 3/4"	96		5.08	N/A	N/A	N/A	N/A	
FSVSC25120SMC34	2.5" x 120" STUCCO MILL-CORE EDGE 3/4"	120		5.58	N/A	N/A	N/A	N/A	
FSVSC3120SMC34	3" x 120" STUCCO MILL-CORE EDGE 3/4"	144		6.11	N/A	N/A	N/A	N/A	
FSVSC35120SMC34	3.5" x 120" STUCCO MILL-CORE EDGE 3/4"	168		6.62	N/A	N/A	N/A	N/A	
FSVSC4120SMC34	4" x 120" STUCCO MILL-CORE EDGE 3/4"	192		7.14	N/A	N/A	N/A	N/A	
FSVSC5120SMC34	5" x 120" STUCCO MILL-CORE EDGE 3/4"	240		8.17	N/A	N/A	N/A	N/A	
FSVSC6120SMC34	6" x 120" STUCCO MILL-CORE EDGE 3/4"	288		9.2	N/A	N/A	N/A	N/A	

CONTINUOUS VENTS CONT.

FOR STAINLESS STEEL AND COPPER BUILDS PLEASE CALL

FSVSC Continuous Vents									
MFG. PART#	DESCRIPTION	NFVA	WT/EA (lbs)	QTY/BOX	WT/BOX (lbs)	CUT OUT (in)	CUT OUT (cm)	SAMPLE IMAGE	
FSVSC2120SMC78	2" x 120" STUCCO MILL-CORE EDGE 7/8"	96	5.21	N/A	N/A	N/A	N/A		
FSVSC25120SMC78	2.5" x 120" STUCCO MILL-CORE EDGE 7/8"	120	5.71	N/A	N/A	N/A	N/A		
FSVSC3120SMC78	3" x 120" STUCCO MILL-CORE EDGE 7/8"	144	6.24	N/A	N/A	N/A	N/A		
FSVSC35120SMC78	3.5" x 120" STUCCO MILL-CORE EDGE 7/8"	168	6.75	N/A	N/A	N/A	N/A		
FSVSC4120SMC78	4" x 120" STUCCO MILL-CORE EDGE 7/8"	192	7.27	N/A	N/A	N/A	N/A		
FSVSC5120SMC78	5" x 120" STUCCO MILL-CORE EDGE 7/8"	240	8.3	N/A	N/A	N/A	N/A		
FSVSC6120SMC78	6" x 120" STUCCO MILL-CORE EDGE 7/8"	288	9.33	N/A	N/A	N/A	N/A		
FSVSC Inspection Vents									
FSVSC424IF	4" x 24" INSPECTION FLANGE FRONT	39	3	10	30	4.25" X 24.125"	10.8cm X 62cm		
FSVSC436IF	4" x 36" INSPECTION FLANGE FRONT	58	4	10	40	4.25" X 36.125"	10.8cm X 91.5cm		
FSVSC448IF	4" x 48" INSPECTION FLANGE FRONT	77	5	10	50	4.25" X 48.125"	10.8cm X 122.25cm		
FSVSC460IF	4" x 60" INSPECTION FLANGE FRONT	96	6	N/A	N/A	4.25" X 60.125"	10.8cm X 152.72m		
FSVSC472IF	4" x 72" INSPECTION FLANGE FRONT	115	7	N/A	N/A	4.25" X 72.125"	10.8cm X 183.20cm		
FSVSC484IF	4" x 84" INSPECTION FLANGE FRONT	135	8	N/A	N/A	4.25" X 84.125"	10.8cm X 213.67cm		
FSVSC496IF	4" x 96" INSPECTION FLANGE FRONT	153	9	N/A	N/A	4.25" X 96.125"	10.8cm X 244.16cm		
FSVSC4108IF	4" x 108" INSPECTION FLANGE FRONT	172	10	N/A	N/A	4.25" X 108.125"	10.8cm X 274.60cm		
FSVSC4120IF	4" x 120" INSPECTION FLANGE FRONT	192	11	N/A	N/A	4.25" X 120.125"	10.8cm X 305.12cm		





EAVE VENTS

FSER Round Eave Vents									
MFG. PART#	DESCRIPTION	NFVA	WT/EA (lbs)	QTY/BOX	WT/BOX (lbs)	CUT OUT (in)	CUT OUT (cm)	SAMPLE IMAGE	
FSVER2-MFA	2" ROUND, LOUVERED FACE, MILL-FIN. ALUM.	1	0.13	25	3.25	2 Round Hole	5.08 Round Hole		
FSVER3-MFA	3" ROUND, LOUVERED FACE, MILL-FIN. ALUM.	2	0.19	25	4.75	3 Round Hole	7.62 Round Hole		
FSVER4-MFA	4" ROUND, LOUVERED FACE, MILL-FIN. ALUM.	4	0.25	25	6.25	4 Round Hole	10.16 Round Hole		
FSVER2M-MFA	2" ROUND, MESH FACE, MILL-FIN. ALUM.	2	0.13	25	3.25	2 Round Hole	5.08 Round Hole		
FSVER2M-BK	2" ROUND, MESH FACE, BLACK ALUM.	2	0.13	25	3.25	2 Round Hole	5.08 Round Hole		
FSVER2M-BR	2" ROUND, MESH FACE, BROWN ALUM.	2	0.13	25	3.25	2 Round Hole	5.08 Round Hole		
FSVER2M-WH	2" ROUND, MESH FACE, WHITE ALUM.	2	0.13	25	3.25	2 Round Hole	5.08 Round Hole		
FSVER3M-MFA	3" ROUND, MESH FACE, MILL-FIN. ALUM.	4	0.19	25	4.75	3 Round Hole	7.62 Round Hole		
FSVER3M-BK	3" ROUND, MESH FACE, BLACK ALUM.	4	0.19	25	4.75	3 Round Hole	7.62 Round Hole		
FSVER3M-BR	3" ROUND, MESH FACE, BROWN ALUM.	4	0.19	25	4.75	3 Round Hole	7.62 Round Hole		
FSVER3M-WH	3" ROUND, MESH FACE, WHITE ALUM.	4	0.19	25	4.75	3 Round Hole	7.62 Round Hole		
FSVER4M-MFA	4" ROUND, MESH FACE, MILL-FIN. ALUM.	8	0.25	25	6.25	4 Round Hole	10.16 Round Hole		
FSVER4M-BK	4" ROUND, MESH FACE, BLACK ALUM.	8	0.25	25	6.25	4 Round Hole	10.16 Round Hole		
FSVER4M-BR	4" ROUND, MESH FACE, BROWN ALUM.	8	0.25	25	6.25	4 Round Hole	10.16 Round Hole		
FSVER4M-WH	4" ROUND, MESH FACE, WHITE ALUM.	8	0.25	25	6.25	4 Round Hole	10.16 Round Hole		

EAVE VENTS CONT.




FOR STAINLESS STEEL AND COPPER BUILDS PLEASE CALL

FSVE Standard Eave Vents


MFG. PART#	DESCRIPTION	NFVA	WT/EA (lbs)	QTY/BOX	WT/BOX (lbs)	CUT OUT (in)	CUT OUT (cm)	SAMPLE IMAGE
FSVE3514	3.5" x 14" EAVE VENT	24	0.47	10	4.7	2 x 4 Rafters - 16" OC	2 x 4 Rafters - 16" OC	
FSVE5514	5.5" x 14" EAVE VENT	44	0.63	10	6.3	2 x 6 Rafters - 16" OC	2 x 6 Rafters - 16" OC	
FSVE7514	7.5" x 14" EAVE VENT	75	0.79	10	7.9	2 x 8 Rafters - 16" OC	2 x 8 Rafters - 16" OC	
FSVE3522	3.5" x 22" EAVE VENT	41	0.71	10	7.1	2 x 4 Rafters - 24" OC	2 x 4 Rafters - 24" OC	
FSVE5522	5.5" x 22" EAVE VENT	75	0.95	10	9.5	2 x 6 Rafters - 24" OC	2 x 6 Rafters - 24" OC	
FSVE7522	7.5" x 22" EAVE VENT	119	1.2	10	12	2 x 8 Rafters - 24" OC	2 x 8 Rafters - 24" OC	
FSVE3514RT	3.5" x 14" REVERSE TAB EAVE VENT	24	0.47	10	4.7	2 x 4 Rafters - 16" OC	2 x 4 Rafters - 16" OC	
FSVE5514RT	5.5" x 14" REVERSE TAB EAVE VENT	44	0.63	10	6.3	2 x 6 Rafters - 16" OC	2 x 6 Rafters - 16" OC	
FSVE7514RT	7.5" x 14" REVERSE TAB EAVE VENT	75	0.79	10	7.9	2 x 8 Rafters - 16" OC	2 x 8 Rafters - 16" OC	
FSVE3522RT	3.5" x 22" REVERSE TAB EAVE VENT	41	0.71	10	7.1	2 x 4 Rafters - 24" OC	2 x 4 Rafters - 24" OC	
FSVE5522RT	5.5" x 22" REVERSE TAB EAVE VENT	75	0.95	10	9.5	2 x 6 Rafters - 24" OC	2 x 6 Rafters - 24" OC	
FSVE7522RT	7.5" x 22" REVERSE TAB EAVE VENT	119	1.2	10	12	2 x 8 Rafters - 24" OC	2 x 8 Rafters - 24" OC	

DORMER VENTS

VDHR/VDLR Standard Dormer Vents




MFG. PART#	DESCRIPTION	NFVA	WT/EA (lbs)	QTY/BOX	WT/BOX (lbs)	NFVA	CUT OUT (in)	CUT OUT (cm)	SAMPLE IMAGE
FSVDHR1224	12" x 24" HALF ROUND DORMER VENT	90	10	5	50	90	N/A	N/A	
FSVDHR918	9" x 18" HALF ROUND DORMER VENT	51	8	5	40	51	N/A	N/A	
FSVDHR1224R	12" x 24" RETROFIT HALF ROUND DORMER VENT W/ SOFT ZINC HOOD	90	5	5	25	90	N/A	N/A	
FSVDHR918R	9" x 18" RETROFIT HALF ROUND DORMER VENT W/ SOFT ZINC HOOD	51	4	5	20	51	N/A	N/A	
FSVDLR419	4" x 19" LOW PROFILE VENT "EYEBROW"	52	6	5	30	52	N/A	N/A	

FSVSB Sub Base Flashings For Universal Dormer Vents

MFG. PART#	DESCRIPTION	NFVA	WT/EA (lbs)	QTY/BOX	WT/BOX (lbs)	NFVA	CUT OUT (in)	CUT OUT (cm)	SAMPLE IMAGE
FSVSB1212	12" x 12" WITH 3" FLANGES ON ALL 4 SIDES	105	1.5	10	15	105	13 x 13	33.02 x 33.02	
FSVSB8585	8.5" x 8.5" WITH 3" FLANGES ON ALL 4 SIDES	54	1.25	10	12.5	54	10 x 10	25.4 x 25.2	
FSVSB7519	7.5" x 19" WITH 3" FLANGES ON ALL 4 SIDES	108	1.5	10	15	108	8 x 20	20.32 x 50.8	




GABLE VENTS


FOR STAINLESS STEEL AND COPPER BUILDS PLEASE CALL

FSVG Standard Gable Vents									
MFG. PART#	DESCRIPTION	NFVA	WT/EA (lbs)	QTY/BOX	WT/BOX (lbs)	CUT OUT (in)	CUT OUT (cm)	SAMPLE IMAGE	
FSVG1212S	12" x 12" STUCCO FLANGE, SET BACK 3/4"	47	2.5	5	12	12 X 11.5	30.48 X 29		
FSVG1218S	12" x 18" STUCCO FLANGE, SET BACK 3/4"	73	2.5	5	18	12 X 11.5	30.48 X 29		
FSVG148S	14" x 8" STUCCO FLANGE, SET BACK 3/4"	29	2	5	10	14 X 7.5	35.56 X 19.75		
FSVG1412S	14" x 12" STUCCO FLANGE, SET BACK 3/4"	58	3	5	15	14 X 12	35.56 X 30.48		
FSVG1418S	14" x 18" STUCCO FLANGE, SET BACK 3/4"	86	4	5	20	14 X 17.5	35.56 X 44.45		
FSVG1424S	14" x 24" STUCCO FLANGE, SET BACK 3/4"	115	5	5	25	14 X 23.5	35.56 X 58.42		
FSVG1824S	18" x 24" STUCCO FLANGE, SET BACK 3/4"	168	7	3	25	18 X 23.5	44.45 X 58.42		
FSVG2230S	22" x 30" STUCCO FLANGE, SET BACK 3/4"	262	9	2	30	22 X 29.5	56 X 75		
FSVG1212FF	12" x 12" FLANGE FRONT	48	2.5	5	12	12 X 11.5	30.48 X 29		
FSVG1218FF	12" x 18" FLANGE FRONT	73	2.5	5	18	12 X 11.5	30.48 X 29		
FSVG148FF	14" x 8" FLANGE FRONT	29	2	5	10	14 X 7.5	35.56 X 19.75		
FSVG1412FF	14" x 12" FLANGE FRONT	58	3	5	15	14 X 12	35.56 X 30.48		
FSVG1418FF	14" x 18" FLANGE FRONT	86	4	5	20	14 X 17.5	35.56 X 44.45		
FSVG1424FF	14" x 24" FLANGE FRONT	115	5	5	25	14 X 23.5	35.56 X 58.42		
FSVG1824FF	18" x 24" FLANGE FRONT	168	7	3	25	18 X 23.5	44.45 X 58.42		
FSVG2230FF	22" x 30" FLANGE FRONT	262	9	2	30	22 X 29.5	56 X 75		
FSVG1212FB	12" x 12" FOAM BACK, FLANGE RECESSED 1-1/2"	48	2.5	5	12	12 X 11.5	30.48 X 29		
FSVG1218FB	12" x 18" FOAM BACK, FLANGE RECESSED 1-1/2"	73	2.5	5	18	12 X 11.5	30.48 X 29		
FSVG148FB	14" x 8" FOAM BACK, FLANGE RECESSED 1-1/2"	29	2	5	10	14 X 7.5	35.56 X 19.75		
FSVG1412FB	14" x 12" FOAM BACK, FLANGE RECESSED 1-1/2"	58	3	5	15	14 X 12	35.56 X 30.48		
FSVG1418FB	14" x 18" FOAM BACK, FLANGE RECESSED 1-1/2"	86	4	5	20	14 X 17.5	35.56 X 44.45		
FSVG1424FB	14" x 24" FOAM BACK, FLANGE RECESSED 1-1/2"	115	5	5	25	14 X 23.5	35.56 X 58.42		
FSVG1824FB	18" x 24" FOAM BACK, FLANGE RECESSED 1-1/2"	168	7	3	25	18 X 23.5	44.45 X 58.42		
FSVG2230FB	22" x 30" FOAM BACK, FLANGE RECESSED 1-1/2"	262	9	2	30	22 X 29.5	56 X 75		

GABLE VENTS CONT.

FOR STAINLESS STEEL AND COPPER BUILDS PLEASE CALL

FSVG Standard Gable Vents									
MFG. PART#	DESCRIPTION	NFVA	WT/EA (lbs)	QTY/BOX	WT/BOX (lbs)	CUT OUT (in)	CUT OUT (cm)	SAMPLE IMAGE	
FSVG1212FC	12" x 12" FIBER CEMENT, FLANGE RECESSED 3/8"	48	2.5	5	12	12 X 11.5	30.48 X 29		
FSVG1218FC	12" x 18" FIBER CEMENT, FLANGE RECESSED 3/8"	73	2.5	5	18	12 X 11.5	30.48 X 29		
FSVG148FC	14" x 8" FIBER CEMENT, FLANGE RECESSED 3/8"	29	2	5	10	14 X 7.5	35.56 X 19.75		
FSVG1412FC	14" x 12" FIBER CEMENT, FLANGE RECESSED 3/8"	58	3	5	15	14 X 12	35.56 X 30.48		
FSVG1418FC	14" x 18" FIBER CEMENT, FLANGE RECESSED 3/8"	86	4	5	20	14 X 17.5	35.56 X 44.45		
FSVG1424FC	14" x 24" FIBER CEMENT, FLANGE RECESSED 3/8"	115	5	5	25	14 X 23.5	35.56 X 58.42		
FSVG1824FC	18" x 24" FIBER CEMENT, FLANGE RECESSED 3/8"	168	7	3	25	18 X 23.5	44.45 X 58.42		
FSVG2230FC	22" x 30" FIBER CEMENT, FLANGE RECESSED 3/8"	262	9	2	30	22 X 29.5	56 X 75		
FSVG1212R	12" x 12" RETROFIT, FLANGE RECESSED 2-5/8"	48	2.5	5	12	12 X 11.5	30.48 X 29		
FSVG1218R	12" x 18" RETROFIT, FLANGE RECESSED 2-5/8"	73	2.5	5	18	12 X 11.5	30.48 X 29		
FSVG148R	14" x 8" RETROFIT, FLANGE RECESSED 2-5/8"	29	2	5	10	14 X 7.5	35.56 X 19.75		
FSVG1412R	14" x 12" RETROFIT, FLANGE RECESSED 2-5/8"	58	3	5	15	14 X 12	35.56 X 30.48		
FSVG1418R	14" x 18" RETROFIT, FLANGE RECESSED 2-5/8"	86	4	5	20	14 X 17.5	35.56 X 44.45		
FSVG1424R	14" x 24" RETROFIT, FLANGE RECESSED 2-5/8"	115	5	5	25	14 X 23.5	35.56 X 58.42		
FSVG1824R	18" x 24" RETROFIT, FLANGE RECESSED 2-5/8"	168	7	3	25	18 X 23.5	44.45 X 58.42		
FSVG2230R	22" x 30" RETROFIT, FLANGE RECESSED 2-5/8"	262	9	2	30	22 X 29.5	56 X 75		
FSVG1212FM	12" x 12" FLANGE MIDDLE, RECESSED 1-5/16"	48	2.5	5	12	12 X 11.5	30.48 X 29		
FSVG1218FM	12" x 18" FLANGE MIDDLE, RECESSED 1-5/16"	73	2.5	5	18	12 X 11.5	30.48 X 29		
FSVG148FM	14" x 8" FLANGE MIDDLE, RECESSED 1-5/16"	29	2	5	10	14 X 7.5	35.56 X 19.75		
FSVG1412FM	14" x 12" FLANGE MIDDLE, RECESSED 1-5/16"	58	3	5	15	14 X 12	35.56 X 30.48		
FSVG1418FM	14" x 18" FLANGE MIDDLE, RECESSED 1-5/16"	86	4	5	20	14 X 17.5	35.56 X 44.45		
FSVG1424FM	14" x 24" FLANGE MIDDLE, RECESSED 1-5/16"	115	5	5	25	14 X 23.5	35.56 X 58.42		
FSVG1824FM	18" x 24" FLANGE MIDDLE, RECESSED 1-5/16"	168	7	3	25	18 X 23.5	44.45 X 58.42		
FSVG2230FM	22" x 30" FLANGE MIDDLE, RECESSED 1-5/16"	262	9	2	30	22 X 29.5	56 X 75		

FSVM Vulcan Matrix (Honeycomb / Mesh) **Common Use: Interior Gable Vent Retro Fit**									
MFG. PART#	DESCRIPTION	NFVA	WT/EA (lbs)	QTY/BOX	WT/BOX (lbs)	CUT OUT (in)	CUT OUT (cm)	SAMPLE IMAGE	
FSVM1424	14" x 24" NFVA DEPENDANT ON OPENINGS	Dependant	0.75	10	7.5	N/A	N/A		
FSVM2424	24" x 24" NFVA DEPENDANT ON OPENINGS	Dependant	1.28	10	12.8	N/A	N/A		
FSVM4824	48" x 24" NFVA DEPENDANT ON OPENINGS	Dependant	2.56	10	25.6	N/A	N/A		

FOUNDATION VENTS

FOR STAINLESS STEEL AND COPPER BUILDS PLEASE CALL

FSVFS Foundation Vents									
MFG. PART#	DESCRIPTION	NFVA	WT/EA (lbs)	QTY/BOX	WT/BOX (lbs)	CUT OUT (in)	CUT OUT (cm)	SAMPLE IMAGE	
FSVFS414S	4" x 14" STUCCO FLANGE SET BACK 3/4"	24	0.25	10	2.5	3.5 x 13.5	8.89 x 34.29		
FSVFS614S	6" x 14" STUCCO FLANGE SET BACK 3/4"	41	1	10	10	5.5 x 13.5	13.97 x 34.29		
FSVFS814S	8" x 14" STUCCO FLANGE SET BACK 3/4"	62	1.2	10	12	7.5 x 13.5	19.05 x 34.29		
FSVFS414FF	4" x 14" FLANGE FRONT	24	0.25	10	2.5	3.5 x 13.5	8.89 x 34.29		
FSVFS614FF	6" x 14" FLANGE FRONT	41	1	10	10	5.5 x 13.5	13.97 x 34.29		
FSVFS814FF	8" x 14" FLANGE FRONT	62	1.2	10	12	7.5 x 13.5	19.05 x 34.29		
FSVFS614LFF	6" x 14" LOUVERED FLANGE FRONT	14.5	1	10	10	5.5 X 13.5	13.97 X 34.29		
FSVFS814LFF	8" x 14" LOUVERED FLANGE FRONT	25	1.2	10	12	7.5 X 13.5	19.05 X 34.29		
FSVFS414FB	4" x 14" FOAM BACK FLANGE RECESSED 1-1/2"	24	0.4	10	4	3.5 x 13.5	8.89 x 34.29		
FSVFS614FB	6" x 14" FOAM BACK FLANGE RECESSED 1-1/2"	41	1.15	10	11.5	5.5 x 13.5	13.97 x 34.29		
FSVFS814FB	8" x 14" FOAM BACK FLANGE RECESSED 1-1/2"	62	1.35	10	13.5	7.5 x 13.5	19.05 x 34.29		
FSVFS414FC	4" x 14" FIBER CEMENT FLANGE RECESSED 3/8"	24	0.25	10	2.5	3.5 x 13.5	8.89 x 34.29		
FSVFS614FC	6" x 14" FIBER CEMENT FLANGE RECESSED 3/8"	41	1	10	10	5.5 x 13.5	13.97 x 34.29		
FSVFS814FC	8" x 14" FIBER CEMENT FLANGE RECESSED 3/8"	62	1.2	10	12	7.5 x 13.5	19.05 x 34.29		

VFS Access Vents									
MFG. PART#	DESCRIPTION	NFVA	WT/EA (lbs)	QTY/BOX	WT/BOX (lbs)	CUT OUT (in)	CUT OUT (cm)	SAMPLE IMAGE	
FSVFS1824AV	18" x 24" LOUVERED, ACCESS VENT, FLANGE FRONT	168	6	3	18	18 X 24	45.5 X 61		

V2TM VENT

by FireStorm[®] Building Products

The Future of Wildfire Defense!

V2vents.com



New Cal Metals Inc. is a locally owned metalworks manufacturer delivering precision building components for new construction—folded, fabricated, welded, and expertly finished by both advanced machinery and skilled craftsmen. From small hardware like clips to larger structural elements such as canopies, we produce dependable solutions across a broad range of residential and commercial applications. With capabilities spanning stainless and galvanized steel, aluminum, and copper, our extensive product line—including V2 Vents & FireStorm[®] Building Products—helps builders and contractors get the right part, made right, and made to last.

www.newcalmetals.com

info@newcalmetals.com

(916) 652-7424