The Future of Wildfire Defense

Revision Date: September 24, 2026

Model Description
Continuous Soffit

Model Number
FFEC3120DL

Model Size
3" x 120"

Flange Type
Standard

NFVA
144 si

WILDFIRE / WILDLAND URBAN INTERFACE (WUI) COMPLIANCE

ASTM E2886/E2886M-20 tested
OSFM BML Listing No. 8165-2426 || QAI Listing No. B1155-2
Supports compliance with applicable CWUIC / IWUIC vent provisions
Meets IBHS Wildfire Prepared Home™ performance-based vent requirements

Ventilation Performance: Airflow is a critical component of a building's energy efficiency and health.
Always verify the accuracy of published net free ventilation area figures (NFVA) against your projects specifications!

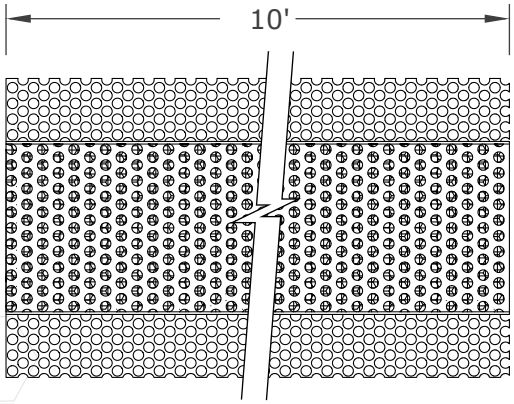

FRONT VIEW

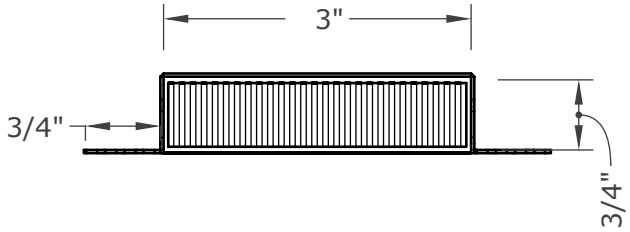

SIDE VIEW



ISO VIEW

Installation

Always measure rough opening to confirm a proper fit. There should be no gaps greater than 1/16" after installation.

Additional waterproofing sealant may be required after installation, along edge of nailing flange, if exposed.

V2 Vents can be painted safely - Ensure metal screens do not clog when painted. Properly prepare galvanized steel before painting - clean with soap and water, micro etching and/or primer before painting.

Required:
Use EverKem 814+ intumescent firestop caulking or equivalent, BEHIND nailing flanges prior to installation.

Material Specifications

Frame & Flange:	**G90 Galvanized Steel - 24GA Perforated**
Intumescent Core:	V2™ Honeycomb Matrix
Ember Mesh:	14 Mesh - 304 Stainless Steel

Project Notes

V2VENTS.COM (916) 652-7424 info@firestormbuildingproducts.com P.O. Box 1126 Loomis, CA. 95650

NEW CAL® METALS INC.

© 2026 New Cal Metals, Inc. All rights reserved. V2 Vent is a product of FireStorm® Building Products, a New Cal Metals, Inc. company.